

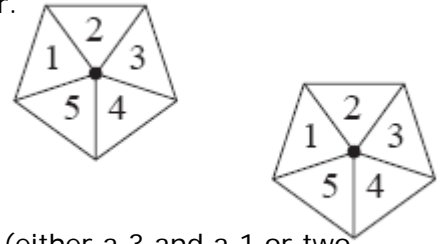
## Basic Probability Practice #6

1. Two spinners with five equal sides, as shown, are spun together.

a) How many different results are possible?

b) How many different ways can a total of 4 be scored?

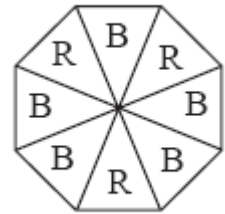
c) Bill says that there are two ways of getting a total of four (either a 3 and a 1 or two 2s) and also two ways of getting a total of five (either a 1 and a 4 or a 2 and a 3), so they are equally likely to happen. Explain why it is more likely that a total of five will be scored on any two spins added together than a total of four.



2. A spinner is made with the shape shown on the right.

a) Find the probability of getting a B with one spin.

b) Find the probability of getting a B twice with two spins?



3. According to the U.S. Census Bureau, the U.S. population crossed the 300 Million mark in the year 2006. In that year,

- One out of four were not considered "White" (that is belonged to minority groups).
- Children under 18 made up approximately one quarter of the population.
- Males and females were equally distributed.

a) In a room full of a hundred people randomly chosen from the U.S. 2006 population, how many of them would you expect to be white?

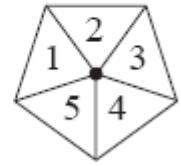
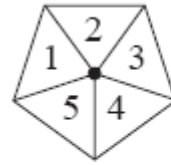
b) Of *those*, how many would you expect to be children?

c) Of *those*, how many would you expect to be boys?

d) So, what is the probability that a randomly chosen person in the U.S. in 2006 was a white boy?

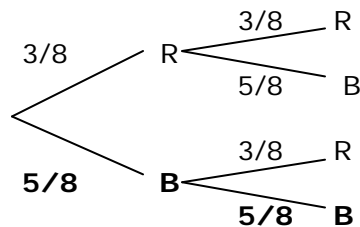
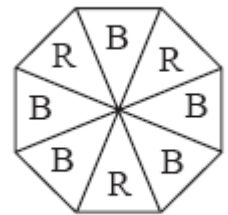
e) What assumption—not necessarily true, and not stated in the problem—do you have to make in order to believe your answer to part (d) is accurate?

## Answers: Basic Probability Practice #6



1. a) There are  $5 \times 5 = 25$  possible results.
- b) There are **three**. ( $1 + 3, 2 + 2, 3 + 1$ )
- c) You need to distinguish the two dice as different. There are four ways of getting a total of five =  $1 + 4, 2 + 3, 3 + 2$  and  $4 + 1$  if we take care to distinguish them, so the probability of getting a total of 5 is  $4/25$ . But the probability of getting a total of 4 is  $3/25$  as there is only one way of getting  $2 + 2$ , but two ways of 3 and 1.

2. a) 5 out of 8 results are B =  $\frac{5}{8} = 0.625 = 62.5\%$
- b) As each result is not equally likely we need a tree:



We are only interested in the bottom result (B followed by B)

$$= \frac{5}{8} \times \frac{5}{8} = \frac{25}{64} = 0.3906 = 39.1\%$$

3. a) 3 out of 4, so  $\frac{3}{4} \times 100 = 75$  people
- b)  $\frac{1}{4}$  of 75 = 18.75 **19 white children**  
(The expected number is a real world concept and must be suitably rounded.)
- c)  $\frac{1}{2}$  of 18.75 = 9.375 **9 boys** (also accept **9 or 10 boys**)  
(When working we carry any decimals over and only round at the end, which is why we divide 18.75 not 19 by two here).
- d) **9.375 % (0.09375)**  
(A probability, like a mean, is a statistical measure and can be a decimal amount.)
- e) You have to **assume** that the chances of being a male, white and a child are **independent**. That is, not just that  $\frac{1}{4}$  of all people are under 18, but  $\frac{1}{4}$  of all whites are. This is unlikely to be true, different races have different amounts of children, so it might be that whites have proportionately less children.